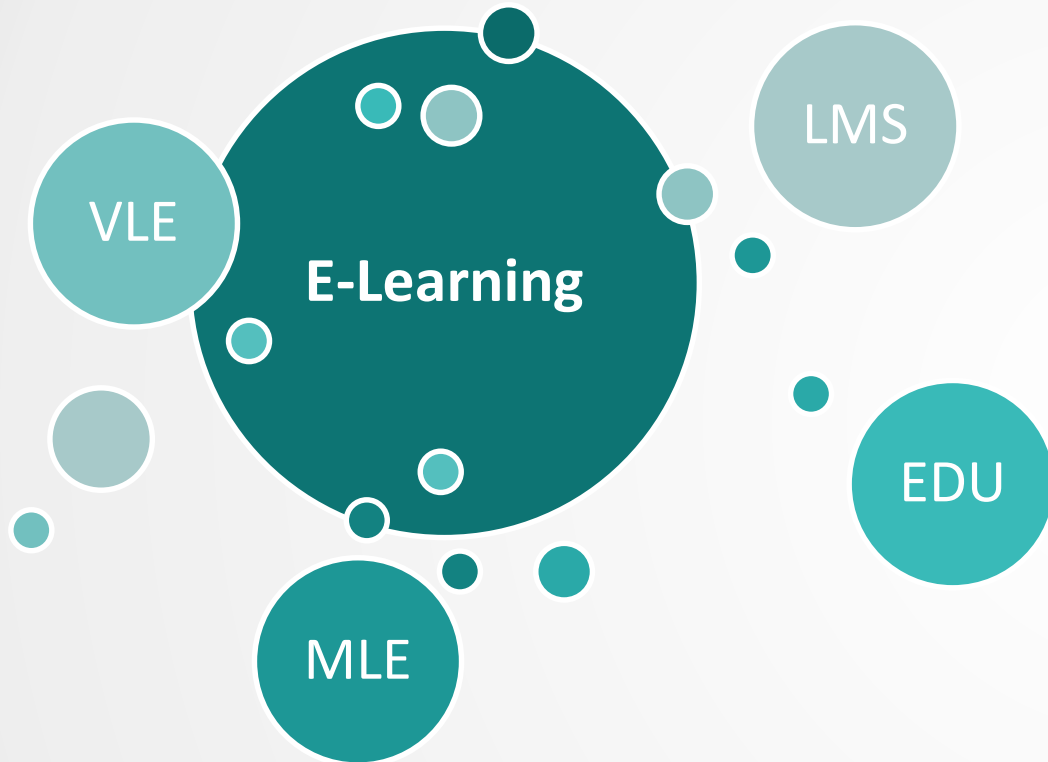


Online Courses



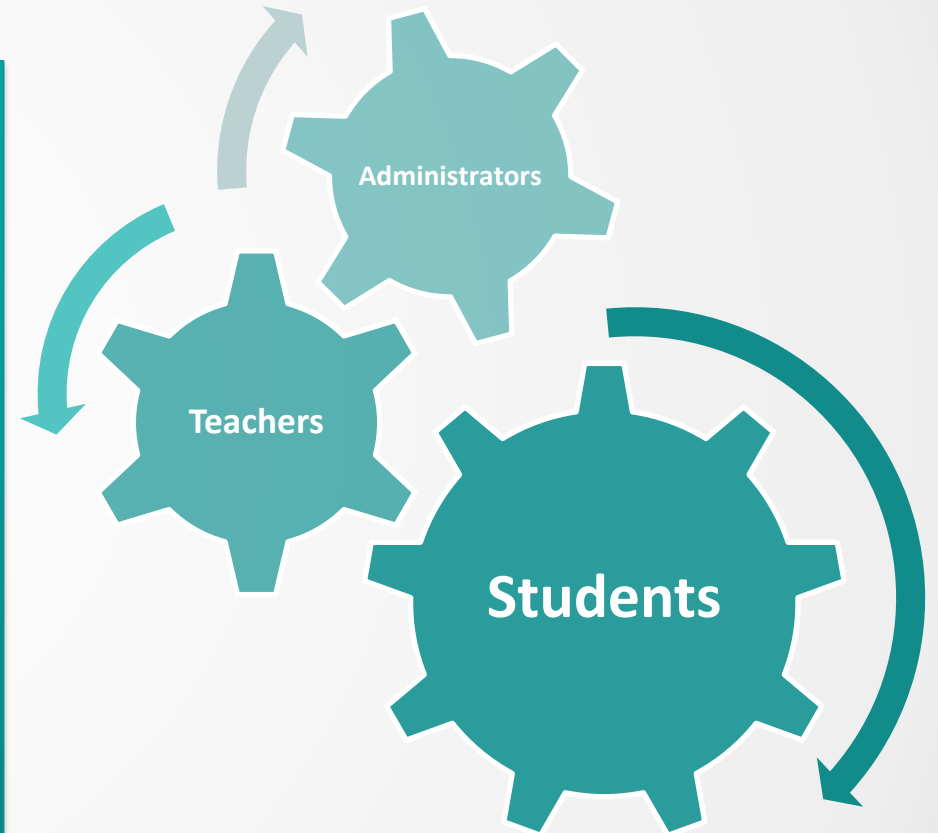


E learning System

- We are creating an e-learning system in virtual learning environment to develop creative thinking for learners
- DESIRE e-learning project aims to enhance traditional learning, support existing teaching methods and provide a valuable reference point which can be accessed anytime, anywhere.

E-Learning System

- The Learning Management System (LMS) is an **educational web-based platform** that provides quality assured online training content.
- The content will be created in partnership with professional academic staff, and e-learning specialists.
- The e-learning complete the existing training programs and provides an excellent source of reference information.
- VLE is a **software system** designed to facilitate teachers in the management of educational courses for their students, especially by helping teachers and learners with course administration.



Benefits

Use the computer technology and all available online recourses

Use all training items (text, images, audio, videos and simulations)

E learning is easy to maintain and update

Less coast (travel, accommodation, training materials , and teacher salary)

Training can take place on café, road or anyplace you have an internet accessible computer

Select learning materials that be in your knowledge and interest

Traditional And E-learning Approaches

Traditional and E-learning approaches		
	Traditional Classroom	E-Learning
Classroom	<ul style="list-style-type: none">• Physical – limited size• Synchronous	<ul style="list-style-type: none">• Unlimited• Anytime, anywhere
Content	<ul style="list-style-type: none">• PowerPoint• Textbooks/library• Video• Collaboration	<ul style="list-style-type: none">• Multimedia / simulation• Digital library• On demand• Syn & Asyn. Communication
Personalisation	<ul style="list-style-type: none">• One learning path	<ul style="list-style-type: none">• Learning path and pace determined by learner

what is moodle?



is a learning management system

Learning management systems are online platforms where teachers and students can collaborate in order to improve student achievement.



ONLINE COURSES

in Socio-economic impact of renewable energy



Technological Innovation of RES

[Course >](#)



Job Creation in the Field of Renewable Energy

[Course >](#)



Integration and System Aspects of Renewable Energy

[Course >](#)



Economics of Renewable Energy

[Course >](#)



Health, Well-being and Environmental Impact of Renewable Energy

[Course >](#)



Climate Effects, Environmental Impact of Renewable Energy

[Course >](#)



Sustainable Energy Transition

[Course >](#)

what we want from an online learning system?

- Easy creation of courses from existing resources
- Course content which can be re-used with different learners, including content from several sources
- Learner involvement
- Self-Registration and Self-Enrolment
- Intuitive online learner and teacher management features
- An active support community to help solve problems and generate new ideas

Allow teachers to ...

- Create an online class
- Add assignments
- Add resources for students to use both inside and outside of the classroom
- Can help to grade these assignments and deliver quick, high quality feedback
- Allow teachers to communicate with students in a number of ways.

Essentially, learning management systems allow teachers to organize and optimize their entire class process.

Allow students to ...

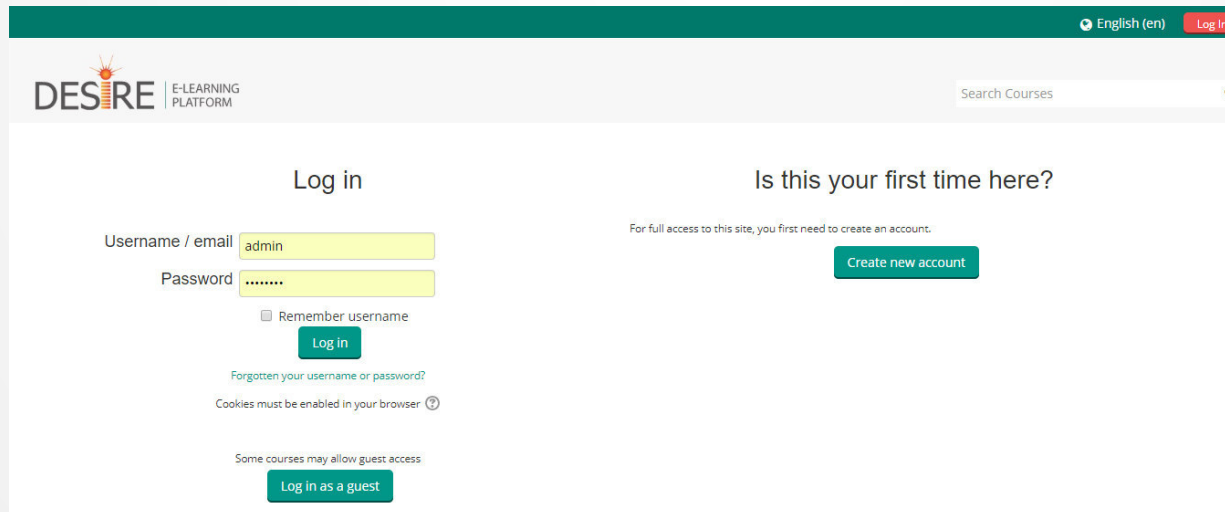
- Access their class online
- Find their class syllabus and assignments, including due dates
- Find and use a wide variety of classroom resources
- Turn in assignments and view up-to-date grades

Also, students can use their learning management system to maximize communication and collaboration with their instructor as well as classmates

A Quick Tour of Moodle for Students

Getting Started (1)

- Go to <http://desire-elearning.gju.edu.jo>
- Click on the **Login** link (located in the top right corner of the screen)
- Click on **Create New Account** button (located bottom right hand side of the screen) and you'll be redirected to the 'New account' page.

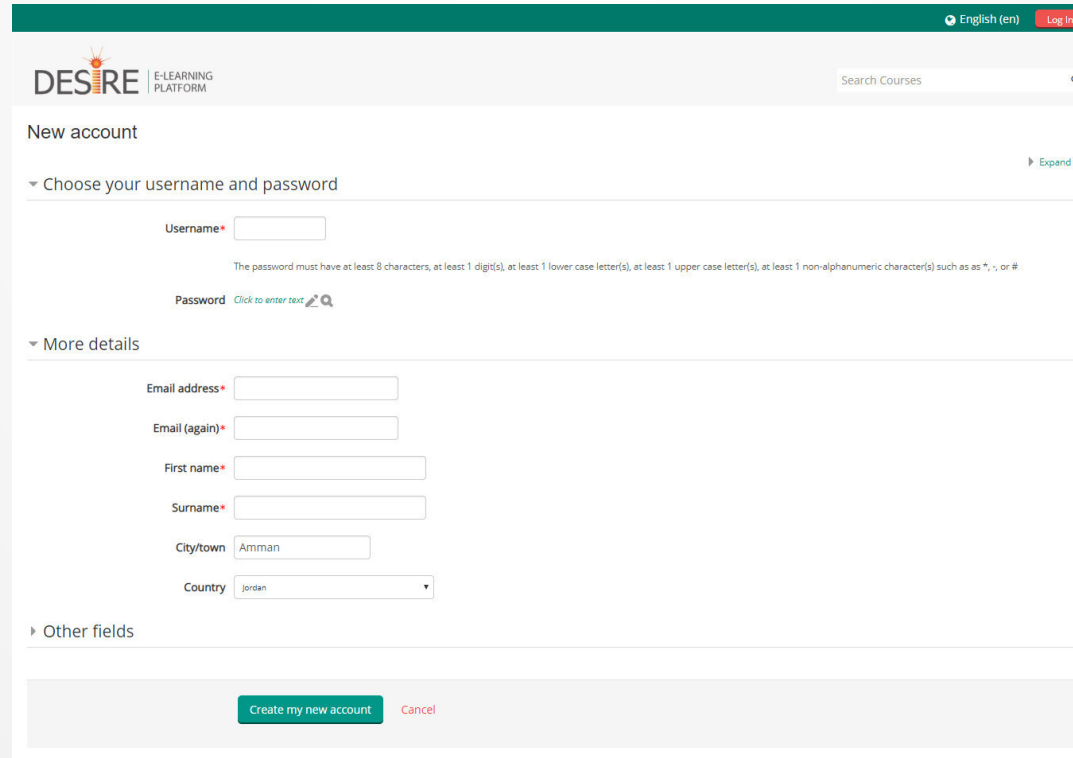


The screenshot shows the login interface of the DESIRE E-LEARNING PLATFORM. At the top, there is a green header bar with a language selector set to 'English (en)' and a 'Log In' button. Below the header, the platform's logo and name are on the left, and a search bar is on the right. The main content area is divided into two sections. The left section, titled 'Log in', contains input fields for 'Username / email' (with 'admin' entered) and 'Password' (with masked characters). Below these fields are a 'Remember username' checkbox and a 'Log in' button. Links for 'Forgotten your username or password?' and a note about cookies are also present. The right section, titled 'Is this your first time here?', includes a message about account creation and a 'Create new account' button. At the bottom, there is a note about guest access and a 'Log in as a guest' button.

Setting up your account
(Self-Registration)

Getting Started (2)

- **Please use your legal First name and Surname as your username (no blank spaces allowed)**, so we can easily identify you. Once you have filled in your details select **Create my new account** (located at the bottom of the page).



The screenshot shows the 'New account' registration page of the DESIRE E-LEARNING PLATFORM. The page has a teal header with 'English (en)' and a 'Log In' button. The main content area is white with a teal sidebar on the left. The registration form is titled 'New account' and includes a search bar for courses. The form is divided into sections: 'Choose your username and password' and 'More details'. The 'Choose your username and password' section has a 'Username*' field and a 'Password' field with a password strength indicator. The 'More details' section has fields for 'Email address*', 'Email (again)*', 'First name*', 'Surname*', 'City/town' (with 'Amman' pre-filled), and 'Country' (with 'Jordan' selected in a dropdown). At the bottom, there are 'Create my new account' and 'Cancel' buttons.

English (en) Log In

DESIRE E-LEARNING PLATFORM

Search Courses

New account

Expand all

Choose your username and password

Username*

The password must have at least 8 characters, at least 1 digit(s), at least 1 lower case letter(s), at least 1 upper case letter(s), at least 1 non-alphanumeric character(s) such as %, ., or #

Password Click to enter text

More details

Email address*

Email (again)*

First name*

Surname*

City/town Amman

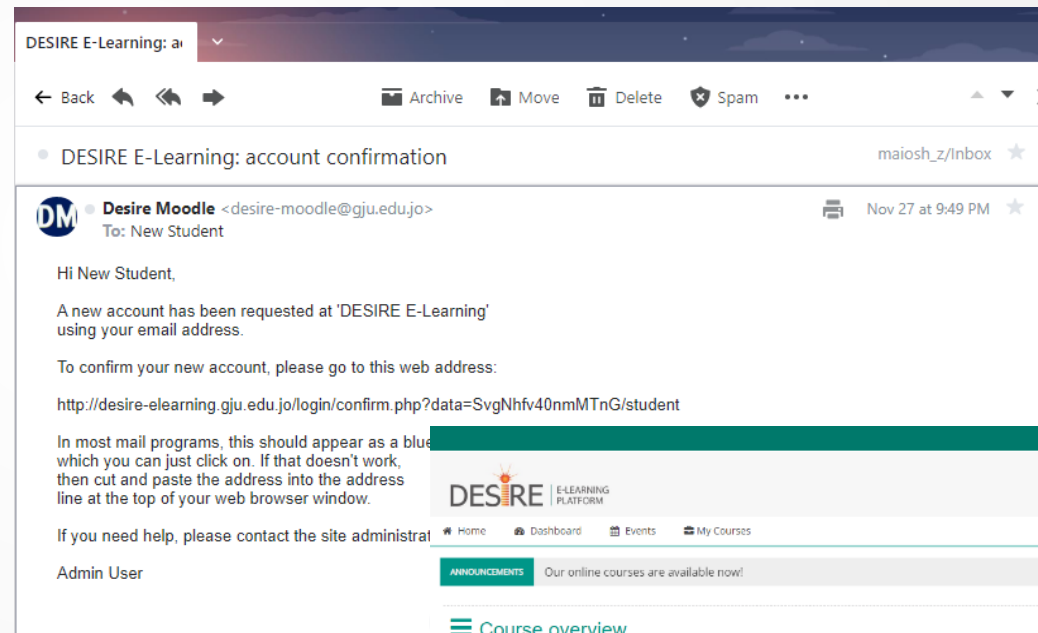
Country Jordan

Other fields

Create my new account Cancel

Getting Started (3)

- You will receive a screen notification informing you that an email should have been sent to your address containing easy instructions to complete your registration.
- Click on **Continue**. You will see that you get taken back to the Moodle login page.
- Check your e-mail inbox for an e-mail sent by Moodle Admin, informing you that 'a new account has been requested at 'DESIRE E-Learning Platform' using your email address'. In order to confirm your account, please click on the web address given in that e-mail.
- The web link takes you to Moodle and confirms your account registration.



An email should have been sent to your address at malosh_z@yahoo.com
It contains easy instructions to complete your registration.
If you continue to have difficulty, contact the site administrator.

Continue

Course Enrollment (Self-Enrollment)

Enrolment options

Job Creation in the Field of Renewable Energy and Energy Efficiency



Teacher: Alaaldeen Al-Halhouli

Teacher: Mohamad Khawaja

Introduction to socio-economics

- Socioeconomics – the new approach
- Socioeconomics of renewable energy and energy efficiency
- Socioeconomic impacts: assessment and mitigation

Job creation, importance and impact on society

- Introduction
- Policy and practice background
- Impacts on Society

The transmission to Renewable Energy and Energy Efficiency

- Energy market structures and stakeholders
- Energy system transition process
- Energy transition phase model
- Energy market transition experiences

▼ Self enrolment (Student)

No enrolment key required.








Enrol me

- Go to <http://desire-elearning.gju.edu.jo> and use your username and password to login.
- Click on the title of the subject category of the course you wish to enroll onto and then the link for that course.
- You have now successfully enrolled yourself on the course.

You may receive a Welcome Message in your e-mail inbox.

Manage Your Account – Student

English (en) DESIRE Student ▾

-  Dashboard
-  View profile
-  Edit profile
-  Grades
-  Preferences
-  Calendar
-  Log out

User account

- Edit profile
- Change password
- Preferred language
- Forum preferences
- Editor preferences
- Course preferences
- Calendar preferences
- Message preferences
- Notification preferences

Blogs

- Blog preferences
- External blogs
- Register an external blog

Badges

- Manage badges
- Badge preferences
- Backpack settings

Feedback

For any questions, suggestions, feedback or comments, please E-mail us at

mai.zubi@gju.edu.jo

